

TriWest ERA/EFT Enrollment

TriWest providers can now electronically enroll for ERA and/or EFT through the Availity Essentials Transaction Enrollment application.

Get access

Your organization’s Availity Essentials administrator can set up your user account and access (roles and permissions). For contact information, log into Availity Essentials and click **My Account | Organization(s) | Open My Administrators**. A user must have the **Transaction Enrollment** role to be able to perform the ERA and/or EFT enrollment.

Use the application

In Availity Essentials, select **My Providers | Enrollment Center | Transaction Enrollment**. With the Transaction Enrollment permission, the user can Enroll a single provider or providers in bulk (up to 500 at a time).

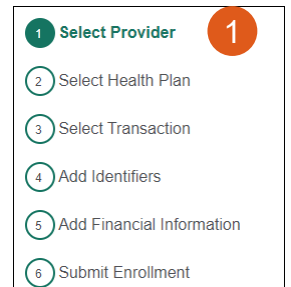
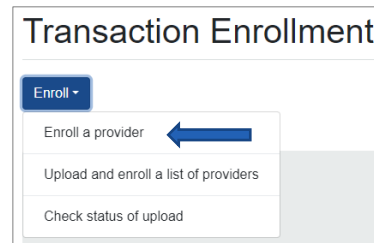
Availity Administrators

Log in to Availity Essentials and select **Add User** to add new users or **Maintain User** to make changes to existing user accounts. When you get to the Roles page, select **Transaction Enrollment** to give the user access to enrolling providers in ERA and/or EFT.

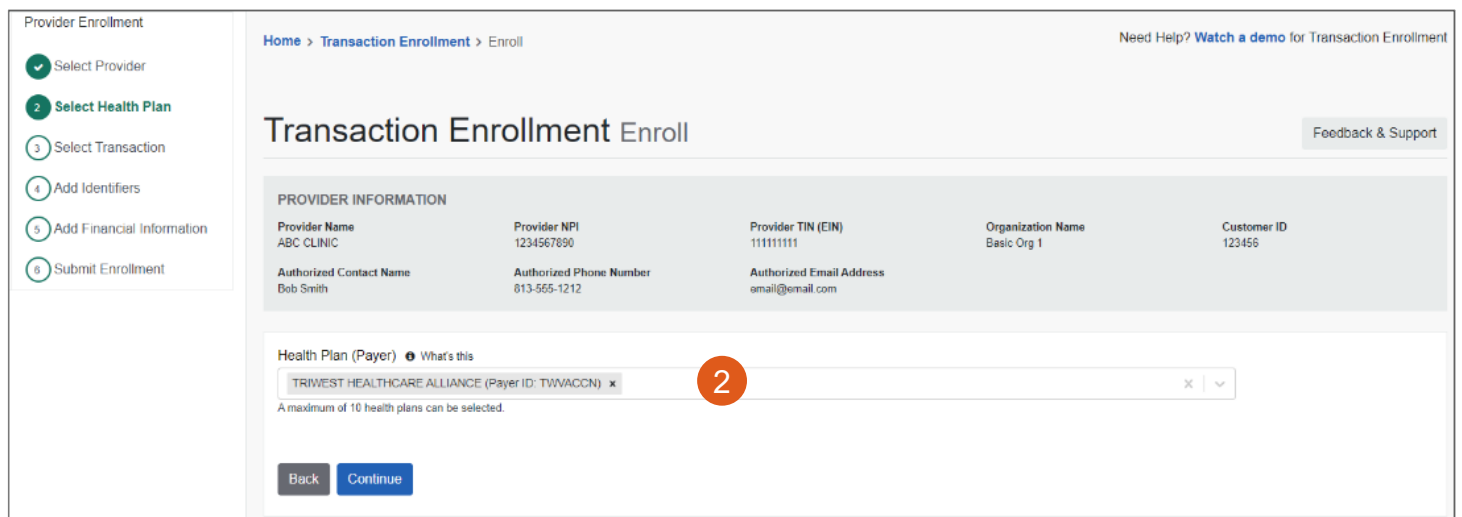
Transaction Enrollment application

Start by clicking the Enroll button and enroll a provider or providers in bulk. (Enroll a provider has been selected for this example).

1. Follow the on-screen progress tracker and select your provider.



2. Select TriWest as the Health Plan



3. Select Transaction

Provider Enrollment

1 Select Provider

2 Select Health Plan

3 Select Transaction

4 Add Identifiers

5 Add Financial Information

6 Submit Enrollment

Home > Transaction Enrollment > Enroll

Need Help? [Watch a demo](#) for Transaction Enrollment

Transaction Enrollment Enroll

Feedback & Support

PROVIDER INFORMATION

Provider Name ABC CLINIC	Provider NPI 1234567890	Provider TIN (EIN) 111111111	Organization Name Basic Org 1	Customer ID 123456
Authorized Contact Name Bob Smith	Authorized Phone Number 813-555-1212	Authorized Email Address email@email.com		

SELECT TRANSACTIONS

TRIWEST HEALTHCARE ALLIANCE requires that you validate payment information for this provider through [Remit Viewer](#) in order to enroll for Electronic Funds Transfer

Health Plan (Payer)	Transactions
TRIWEST HEALTHCARE ALLIANCE (TWVACCN)	<input type="checkbox"/> Professional Claims <input type="checkbox"/> Institutional Claims <input type="checkbox"/> Electronic Remittance Advice <input checked="" type="checkbox"/> Electronic Funds Transfer

Note: TriWest requires providers complete a one-time check validation in Remittance Viewer prior to submitting an Electronic Funds Transfer enrollment request. If you've already completed the check validation, this message will not display, and you can move to step #4 and complete the submission.

3. Close up of Select Transactions with the Check Validation message and link to complete the validation.

SELECT TRANSACTIONS

TRIWEST HEALTHCARE ALLIANCE requires that you validate payment information for this provider through [Remit Viewer](#) in order to enroll for Electronic Funds Transfer

Health Plan (Payer)	Transactions
TRIWEST HEALTHCARE ALLIANCE (TWVACCN)	<input type="checkbox"/> Professional Claims <input type="checkbox"/> Institutional Claims <input type="checkbox"/> Electronic Remittance Advice <input checked="" type="checkbox"/> Electronic Funds Transfer

For assistance with the Remittance Viewer check validation process, click this link to watch a brief demo: [One-time check validation process](#)

Once the enrollment submission has been completed:

- At this time, the submitter will receive notification of a communication error with the payer immediately upon submission. Enrollment Status Updates will still be sent from the health plan to providers via E-mail with their existing processes. Providers may update status in Transaction Enrollment manually by selecting Update Status from the enrollment card drop down menu.
- TriWest does not currently support EFT enrollment changes or cancellations through electronic enrollment. Please contact the EDI Help Desk to make changes or cancel existing enrollments. PGBA EDI Help Desk Phone number: 1-800-259-0264
 - Option 1: TriWest
 - Option 2: EDI/ERA
 - Option 3: EFT

Help, Training and Support in Availity Essentials

Help
Select **Help & Training | Find Help**. Search by keyword or the payer's name.

Training
Select **Help & Training | Get Trained**. Search the course catalog by keywords **Transaction Enrollment** to locate the training demo for this application.

Support
Select **Help & Training | Availity Support** to access online support ticketing and online chat. Or, call 1.800.AVAILITY (282.4548).